


Bulk Metal[®] Foil Technology

8 Pin Transistor Outline Hermetic Resistor Network



Product may not be to scale

The eight pin TO-5 package with a 0.200" pin circle, is the most popular package for uncomplicated networks. This network can contain up to 9, V5X5 resistor chips.

Review data sheet "7 Technical Reasons to Specify Bulk Metal[®] Foil Resistor Networks."

ORDERING INFORMATION - 1413 PARTS

Networks are built to your requirements. Send your schematic and electrical requirements to the Applications Engineering Department. (See data sheet "Network Worksheet.") A unique part number will be assigned which defines all aspects of your network.

THROUGH HOLE

FIGURE 1 - STANDARD DIMENSIONS in inches (millimeters)

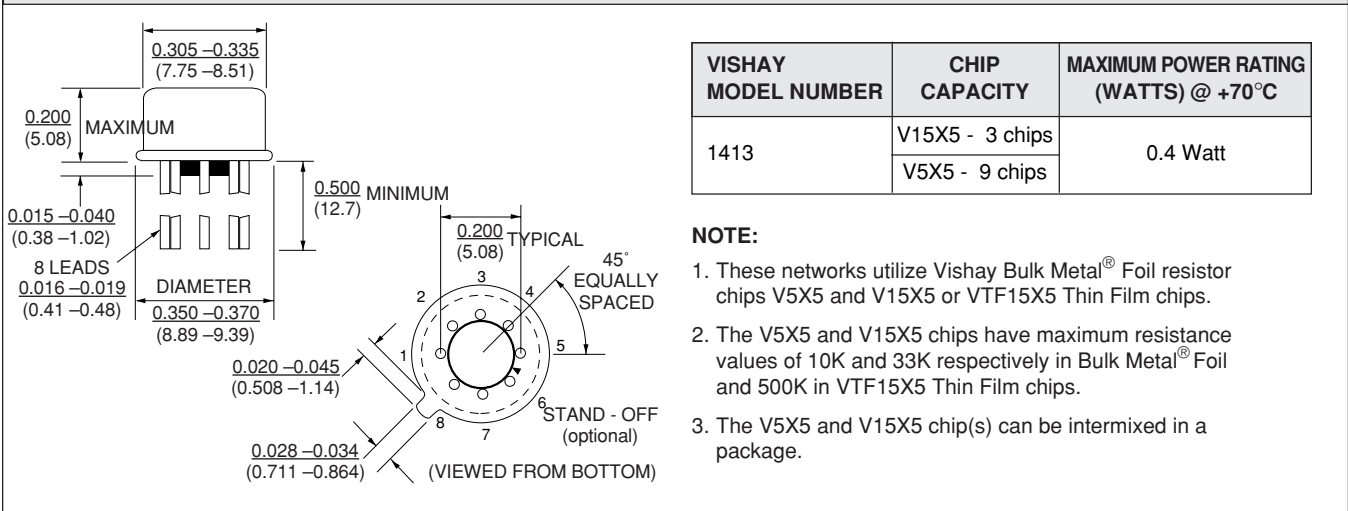
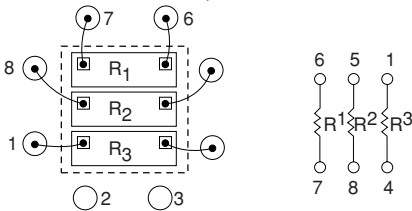


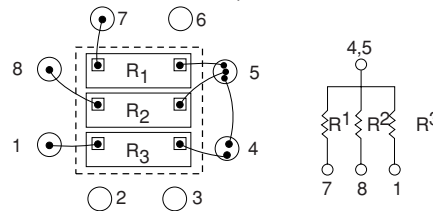
FIGURE 2 - SAMPLE CIRCUIT DESIGNS AND CHIP LAYOUTS

NOTE: Usable area is represented by the dotted lines—a square 0.150 Inches x 0.150 Inches. Illustrations not to scale. Chips shown undersize for clarity. Drawing view is from the top looking down into the package.

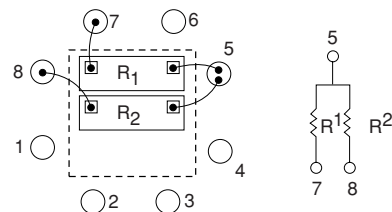
THREE RESISTORS, CASE ISOLATED



THREE RESISTOR ARRAY, CASE ISOLATED



TWO RESISTOR VOLTAGE DIVIDER, CASE ISOLATED



TWO RESISTORS, CASE GROUNDED

